


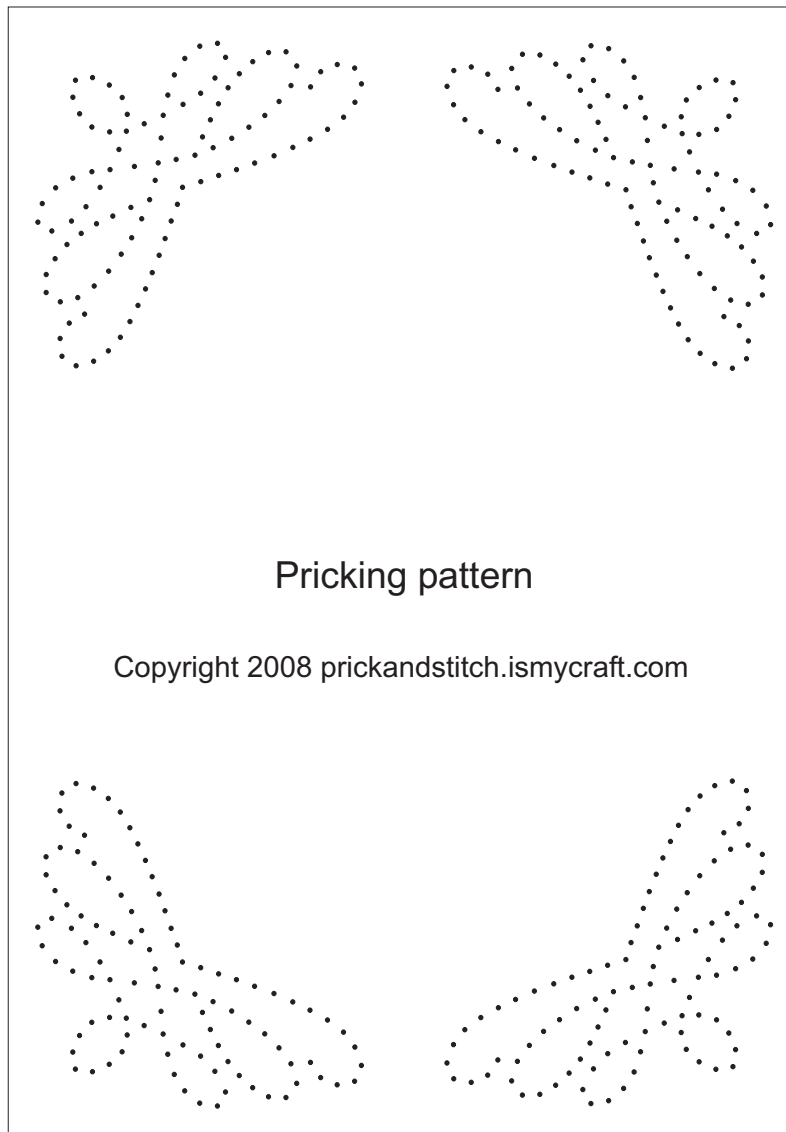
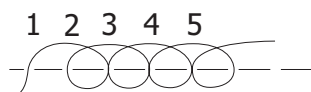
Corner scroll prick and stitch pattern



Work the scroll in stem stitch.

See the diagram below for stem stitch.

Out at 1 in at 3.
Out at 2 in at 4.
Out at 3 in at 5.



These instructions are copyright © 2008 Prick And Stitch Is My Craft.

Published at prickandstitch.ismycraft.com

E-mail prickandstitch@ismycraft.com

This pattern can be used to produce cards for personal pleasure and personal giving.

Reproduction of this pattern is allowed for personal or teaching use.

This copyright notice should appear on all copies of the pattern.

This pattern is a free download from <http://prickandstitch.ismycraft.com>

There are more patterns at <http://www.stitchingcards.com>