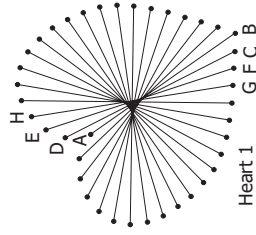
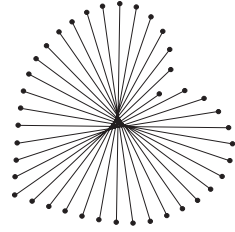
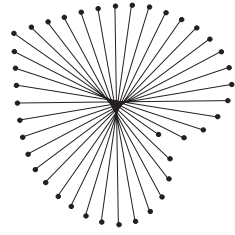
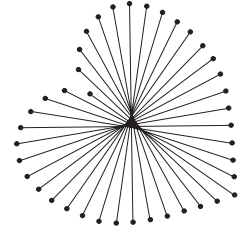
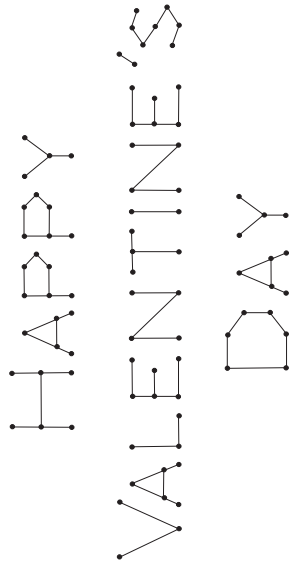


# Hearts prick and stitch pattern




Heart 1.  
 Out at A in at B.  
 Out at C in at D.  
 Out at E in at F.  
 Out at G in at H.  
 Continue this sequence until heart 1 is complete.  
 Stitch the other hearts in a similar way.

Words.  
 Stitch the words using the illustration as a guide.



Pricking pattern



Copyright 2009 prickandstitch.ismycraft.com

These instructions are copyright © 2009 Prick And Stitch Is My Craft.  
 Published at prickandstitch.ismycraft.com  
 E-mail prickandstitch@ismycraft.com

This pattern can be used to produce cards for personal pleasure and personal giving. Reproduction of this pattern is allowed for personal or teaching use. This copyright notice should appear on all copies of the pattern.

This pattern is a free download from <http://prickandstitch.ismycraft.com>.  
 There are more patterns at <http://www.stitchingcards.com>